

A Reflective Symmetry Descriptor for 3D Models

Michael Kazhdan,¹ Bernard Chazelle,¹ David Dobkin,¹ Thomas Funkhouser,¹ and Szymon Rusinkiewicz¹

Abstract. Computing reflective symmetries of 2D and 3D shapes is a classical problem in computer vision and computational geometry. Most prior work has focused on finding the main axes of symmetry, or determining that none exists. In this paper we introduce a new *reflective symmetry descriptor* that represents a measure of reflective symmetry for an arbitrary 3D model for all planes through the model's center of mass (even if they are not planes of symmetry). The main benefits of this new shape descriptor are that it is defined over a canonical parameterization (the sphere) and describes global properties of a 3D shape. We show how to obtain a voxel grid from arbitrary 3D shapes and, using Fourier methods, we present an algorithm that computes the symmetry descriptor in $O(N^4 \log N)$ time for an $N \times N \times N$ voxel grid and computes a multiresolution approximation in $O(N^3 \log N)$ time. In our initial experiments, we have found that the symmetry descriptor is insensitive to noise and stable under point sampling. We have also found that it performs well in shape matching tasks, providing a measure of shape similarity that is orthogonal to existing methods.

Key Words. Shape representation, Symmetry detection, 3D model matching and retrieval.

1. Introduction. Detecting symmetry in 3D models is a well-studied problem with applications in a large number of areas. For instance, the implicit redundancy in symmetric models is used to guide reconstruction [1], [2], axes of symmetry provide a method for defining a coordinate system for models [3], and symmetries are used for shape classification and recognition [4], [5].

Despite its intuitive appeal, global symmetry has been underutilized in computer-aided shape analysis. Most previous methods have focused only on discrete detection of symmetries—i.e., classifying a model in terms of its symmetry groups (either a model has a symmetry or it does not) [2], [6]–[13]. Accordingly, they provide limited information about the overall shape of an object, and they are not very useful for shapes that have no symmetries. In contrast, in the context of shape analysis, we believe that it is just as important to know that a model does not have a particular symmetry, as it is to know that it does. The objective of our work is to define a continuous measure of reflective symmetry for any plane and use it to build a concise shape signature that is useful for matching and classification of 3D objects.

Our approach is to define a *reflective symmetry descriptor* as a 2D function that gives the measure of invariance of a model with respect to reflection about each plane through the model's center of mass. The key idea is that the measure of symmetry with respect to *any* plane is an important feature of an object's shape, even if the plane does not correspond to a perfect reflective symmetry of the shape. As an example, consider Figure 1, which shows the reflective symmetry descriptors for a car, cube, and chair (the

¹ Department of Computer Science, 35 Olden Street, Princeton University, Princeton, NJ 08544, USA. {mkazhdan,chazelle,dpd,funk,smr}@cs.princeton.edu.




Fig. 1. A visualization of the reflective symmetry descriptor for a car, a cube, and a chair. The visualization is obtained by scaling unit vectors on the sphere in proportion to the measure of reflective symmetry about the plane through the center of mass, normal to the vector.

visualization shows each point on the unit sphere scaled in proportion to the similarity of the model to its reflection over a perpendicular plane through the center of mass). Note that every point on the reflective symmetry descriptor provides a measure of global shape, where peaks correspond to the planes of near reflective symmetry, and valleys correspond to the planes of near antisymmetry. For example, the descriptor of the chair has strong peaks corresponding to its near-perfect left–right symmetry, as well as less prominent off-axis peaks corresponding to the planes that reflect the back of the chair into the seat. Meanwhile, it has valleys representing the lack of top–bottom reflective symmetry. In contrast, the car has peaks corresponding to its left–right, front–back, and top–bottom near symmetries. Due to the global nature of the reflective symmetry measure, a large difference in the values for a *single* plane provides a provable indication that two models are significantly different. In this example, the car and the chair can be distinguished because they have different top–bottom reflective symmetry measures. By capturing symmetry measures for many planes in a concise structure defined on a canonical parameterization (the sphere), we can match and index models efficiently (with L_∞ comparisons), providing a basis for shape-based retrieval, classification, and recognition of 3D models.

In this paper we describe our research in defining, computing, and using reflective symmetry descriptors. This is an extended version of a poster at ECCV 2002 [15]. In this work we make the following contributions: (1) we define a continuous measure for the reflective symmetry of a 3D function with respect to a given plane, (2) we provide efficient algorithms to compute the reflective symmetry measure for all planes through the center of mass of a 3D model, and (3) we present experimental results evaluating the utility of reflective symmetry descriptors for representation and retrieval of 3D shapes. In our tests we find that the reflective symmetry descriptors are competitive with other shape descriptors commonly used for matching 3D polygonal models. We also find that they provide

a characterization of 3D models orthogonal to other descriptors, which allows them to be combined with existing methods to provide more discriminating multiclassifiers.

2. Related Work. Existing approaches for reflective symmetry detection have mainly focused on finding perfect symmetries of shapes [6], [7]. Early work in this area is based on efficient substring matching algorithms (e.g., [16]), taking advantage of the fact that a circular string, S , is reflectively symmetric precisely when S appears as a substring of $(SS)^f$ (the inversion of the concatenation of S with itself). However, since substring matching is inherently a binary question, these algorithms can only find perfect symmetries and are unstable in the presence of noise and imprecision. Thus, they are not suitable for most shape registration and matching applications.

In the case of voxel grids, methods for symmetry detection have used the covariance matrix [11], [12], taking advantage of the fact that eigenspaces of the covariance matrix must be invariant under the symmetries of the model. These methods are efficient and work in all dimensions. However, they have the disadvantage that they only work when the eigenspaces of the covariance matrix are all one-dimensional, which is not always the case. In the case of the cube, for example, the covariance matrix is a constant multiple of the identity, every vector is an eigenvector, and no candidate axes of symmetry can be determined. Additionally, the covariance matrix can only identify candidate axes and does not determine a measure of symmetry. So, further evaluation needs to be performed to establish the quality of these candidates as axes of symmetry. Methods for symmetry detection in 2D using more complex moments and Fourier decomposition have also been described [8], [9], [10], [13], though their dependence on the ability to represent an image as a function on the complex plane makes them difficult to generalize to 3D.

In the work most similar to ours, Marola [8] presents a method for measuring symmetry invariance of 2D images. However, because of its use of autocorrelation, the method cannot be extended directly to 3D objects. In related work, Zabrodsky et al. [14], [2] define a continuous *symmetry distance* for point sets in any dimension. However, it relies on the ability to establish point correspondences first, which is generally difficult. Additionally, while the method provides a way of computing the symmetry distance for an individual plane of reflection, it does not provide an efficient algorithm for characterizing a shape by its symmetry distances with respect to multiple planes.

Our work differs from previous research on symmetry detection in that we aim to construct a *shape descriptor* that can be used for matching, recognition, and classification of 3D shapes. In this respect, our goals are similar to those of prior work on shape representations for retrieval and analysis (see [17]–[21] for surveys). There, the challenge is to find a shape descriptor that is: (1) quick to compute, (2) concise to store, (3) easy to index, (4) invariant under similarity transforms, (5) insensitive to noise and small extra features, (6) independent of 3D object representation, tessellation, or genus, (7) robust to arbitrary topological degeneracies, and (8) discriminating of shape similarities and differences. Recent approaches have been based on probability distributions (e.g., [22]–[27]), part-based estimation (e.g., [28]–[31]), skeletal decomposition (e.g., [32]–[34]), and indexing of local features (e.g., [35] and [36]).

Among these existing shape representations, our work is most related to the shape descriptors that map the 3D shape of an object to a spherical domain. Some examples

include Extended Gaussian Images [37], Orientation Histograms [10], Spherical Extent Functions [38], and Spherical Attribute Images [39], [40]. However, these prior approaches map *local* surface features (surface orientation, curvature, etc.) to points on a sphere, and thus they are sensitive to noise in 3D surface data. In contrast, our reflective symmetry descriptor maps *global* features (integrals over the entire surface) to each point on a sphere, which provides more stability and descriptive power (as is shown theoretically in Section 8 and empirically in Section 9).

3. Overview of the Approach. Our approach is to represent the shape of a 3D model with a spherical function that associates continuous measures of reflective invariance of a 3D model with respect to every plane through its center of mass. The potential advantages of this approach are threefold. First, it is defined over a canonical 2D domain (the sphere), and thus it provides a common parameterization for arbitrary 3D models that can be used for alignment and comparison. Second, it characterizes the global shape of the object and it is insensitive to noise and other small perturbations in a 3D model. Thus it is suited for matching whole objects (as is needed for searching databases of 3D objects). Finally, it describes the shape of an object in terms of its symmetry features, which provide distinguishing shape information for many objects (look around your office and consider classifying objects based on their symmetries). This approach is quite different from existing shape descriptors, and thus we expect it to be useful in conjunction with other representations.

The basic steps of our approach are outlined in Figure 2: (0) If the model is given as either a collection of points or a surface, we first compute a 3D voxel representation characterizing the model. (1) Then for every plane passing through its center of mass,

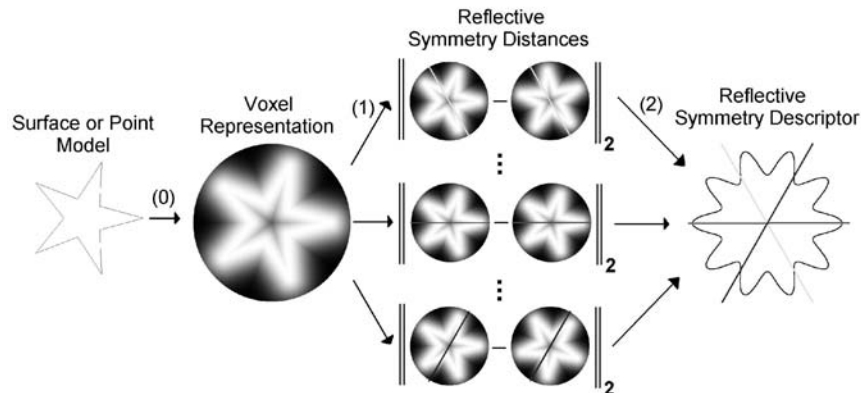


Fig. 2. An outline of our approach: (0) If the model is given as either point sets or collections of polygons, we first define a voxel representation that characterizes the model. (1) For every plane passing through the model's center of mass we compute how similar the model is to its reflection. (2) We combine the different symmetry distances to generate a spherical function describing the measure of the model's symmetries. (The image on the right is a visualization of the reflective symmetry descriptors with points on the circle scaled in proportion to the measure of symmetry of the model with respect to the corresponding reflection.)

we compute the reflective symmetry distance of the model with respect to the plane—a measure of how similar it is to its reflection. (2) Next, we combine the distances to obtain the *reflective symmetry descriptor*—a function on the sphere that associates to each vector measures of the reflective symmetry of the model with respect to the perpendicular plane. (3) Finally, we compute the measure of similarity between two reflective symmetry descriptors by taking their L_∞ -distance and use this as a measure of similarity for matching and classification of 3D models.

In the following sections we investigate the specific issues of defining, computing, and using reflective symmetry descriptors. Section 4 introduces a new definition for symmetry distance that measures the invariance of a 3D function with respect to reflection about any plane. Sections 5 and 6 describe algorithms for computing the reflective symmetry descriptor efficiently. Section 7 provides a way to transform commonly available 3D object representations (e.g., a list of unconnected polygons) into 3D functions suitable as input to our algorithms. Section 8 proves theoretical properties of the reflective symmetry descriptor and Section 9 presents experiments to evaluate the utility of reflective symmetry descriptors in practice. Finally, Section 10 contains a brief summary and a discussion of topics for future work.

4. Definition of the Symmetry Distance. The first issue we must address is to define a measure of symmetry for a 3D model with respect to a plane. While previous work has proposed symmetry measures for 2D images and 3D point sets [6], [7], [2], we seek such a measure for arbitrary 3D functions (e.g., represented on voxel grids). In this section we show that the measure of a function’s reflective symmetry can be defined as the L_2 -difference between the model and its reflection (up to scale factor). The specific contribution is our description of the symmetry distance as the length of a projection onto a subspace of functions. This interpretation allows us to prove valuable properties of reflective symmetry descriptors in Section 8.

We define the *symmetry distance* of a function with respect to a given plane of reflection as the L_2 -distance to the nearest function that is invariant with respect to the reflection. More formally, for a function f and a reflection γ we write the symmetry distance (SD) as

$$\text{SD}(f, \gamma) = \min_{g|\gamma(g)=g} \|f - g\|.$$

Using the facts that the space of functions is an inner product space and that the functions that are invariant to reflection about γ define a vector subspace, it follows that the nearest invariant function g is precisely the projection of f onto the subspace of invariant functions. That is, if we define π_γ to be the projection onto the space of functions invariant under the action of γ and we define π_γ^\perp to be the projection onto the orthogonal subspace, then

$$\text{SD}(f, \gamma) = \|f - \pi_\gamma(f)\| = \|\pi_\gamma^\perp(f)\|,$$

so that the symmetry distance of f with respect to γ is the length of the projection of f onto a subspace of functions indexed by γ .

In order to compute an explicit formulation of the projection of f onto the space functions invariant under the action of γ , we observe that reflections are orthogonal

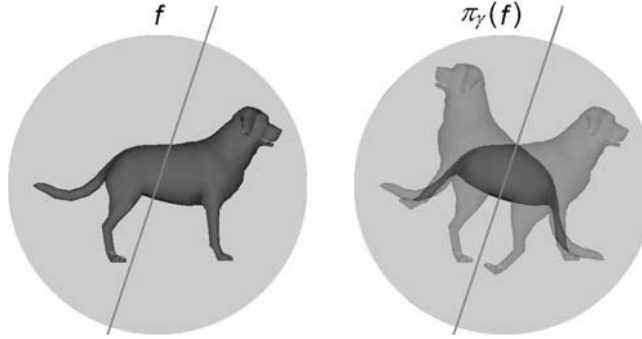


Fig. 3. An image of a dog (left) and its projection onto the space of images invariant under reflection through the gray line (right). The image on the right is obtained by averaging the image on the left with its reflection about the gray line.

transformations (that is, they preserve the inner product defined on the space of functions). This observation lets us apply a theorem from representation theory [41] stating that a projection of a vector onto the subspace invariant under the action of an orthogonal group is the average of the vector over the different elements in the group. Thus, in the case of a function f and a reflection γ , we get

$$(1) \quad \text{SD}(f, \gamma) = \|f - \frac{1}{2}(f + \gamma(f))\| = \left\| \frac{f - \gamma(f)}{2} \right\|,$$

so that up to a scale factor the symmetry distance is simply the L_2 -difference between the initial function and its reflection.

As an example, Figure 3 demonstrates this process of projection by averaging. The image on the left shows a picture of a dog. The image on the right is the closest image that is symmetric with respect to the gray line. It is obtained by averaging the original with its reflection about the gray line. The L_2 -difference between these two images is the measure of the symmetry of the initial image with respect to reflection about the gray line. Equivalently, according to (1), the symmetry distance is half the L_2 -distance from the original image to its reflection.

5. Computation of the Reflective Symmetry Descriptor. Given a 3D function f , we define its *reflective symmetry descriptor* (RSD) as a 2D function on the space of planes through the origin (indexed by their unit normals), describing the proportion of f that is symmetric with respect to reflection about a given plane and the proportion of f that is antisymmetric:

$$\text{RSD}(f, s) = \left(\frac{\|\pi_s(f)\|}{\|f\|}, \frac{\|\pi_s^\perp(f)\|}{\|f\|} \right) = \left(\frac{\sqrt{\|f\|^2 - \text{SD}^2(f, s)}}{\|f\|}, \frac{\text{SD}(f, s)}{\|f\|} \right),$$

where π_s is the projection onto the space of functions invariant under reflection about the plane passing through the origin, perpendicular to s , and π_s^\perp is the projection onto the orthogonal complement.

To compute the reflective symmetry descriptor of a 3D model, we first convert it into a density function sampled on a 3D voxel grid (as described in Section 7). This allows us to leverage the Fast Fourier Transform to compute the reflective symmetry descriptor in $O(N^4 \log N)$ time for an $N \times N \times N$ voxel grid and a good multiresolution approximation in $O(N^3 \log N)$ time (as described in Section 6). This provides a substantial improvement over the brute-force $O(N^5)$ algorithm, which performs $O(N^3)$ computations for each of $O(N^2)$ planes.

In the following subsections we describe how to compute the reflective symmetry descriptor efficiently by showing that the symmetry distances for all planes passing through the origin can be computed without explicitly computing the reflection of the function about every plane. First, we show how the Fast Fourier Transform can be used to compute the symmetry distances of a function defined on the boundary of a circle (Section 5.1). Second, we show how the case of a function f defined on the interior of a unit disk can be reduced to the case of a function on a circle by decomposing f into a collection of functions defined on concentric circles (Section 5.2). Third, through a collection of mappings we show how to reduce the question of finding the symmetry distances of a function on the surface of a sphere to the question of finding the symmetry distances of a function on a disk (Section 5.3). Finally, we show how the symmetry distances of a 3D function represented as a voxel grid can be computed by decomposing the grid into a collection of concentric spheres and applying the methods for computing the symmetry distances on a sphere (Section 5.4).

5.1. Functions on a Circle. We begin our discussion by looking at functions on the boundary of a circle. For a given function $f(\theta)$ on the circle and all reflections γ we would like to compute the symmetry distance of f with respect to γ . Denoting by γ_α the reflection about the line through the origin with angle α and using the fact that this reflection maps a point with angle θ to the point with angle $2\alpha - \theta$ (see Figure 4) we can apply (1) to obtain

$$\begin{aligned} \text{SD}(f, \gamma_\alpha) &= \sqrt{\int_0^{2\pi} \left(\frac{f(\theta) - f(2\alpha - \theta)}{2} \right)^2 d\theta} \\ &= \sqrt{\underbrace{\frac{\|f\|^2}{2}}_{L_2\text{-norm}} - \underbrace{\int_0^{2\pi} \frac{f(\theta)f(2\alpha - \theta)}{2} d\theta}_{\text{convolution term}}} \end{aligned}$$

This formulation provides an efficient method for computing all the symmetry distances of a function defined on a unit circle because we can use the Fast Fourier Transform to compute the value of the convolution term for all angles α in $O(N \log N)$ time, where N represents the number of times f is sampled on the circle.

5.2. Functions on a Disk. As with functions on a circle, we would like to compute the symmetry distances of a function on the interior of a disk with respect to all reflections about lines through the origin. To compute the symmetry distances we observe that these reflections fix circles of constant radius, and hence the symmetries of a function defined

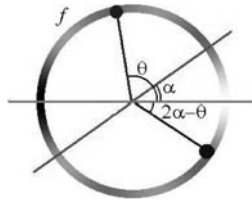


Fig. 4. Reflection about α maps a point with angle θ to the point with angle $2\alpha - \theta$.

on a disk can be studied by looking at the restriction of the function to concentric circles. Figure 5 shows a visualization of this process: the image of Superman is decomposed into concentric circles, and the symmetry distances of the image are computed by combining the symmetry distances of the different circular functions.

To make this observation explicit, we reparameterize the function $f(x, y)$ into polar coordinates to get the collection of functions $\{\tilde{f}_r\}$ with

$$\tilde{f}_r(\theta) = f(r \cos \theta, r \sin \theta),$$

where $r \in [0, 1]$ and $\theta \in [0, 2\pi]$, and we set γ_α to be the reflection about the line through the origin with angle α . Using (1) and applying the appropriate change of variables we get

$$SD(f, \gamma_\alpha) = \sqrt{\int_0^1 SD^2(\tilde{f}_r, \gamma_\alpha) r dr},$$

showing that we can take advantage of the efficient method for computing the symmetry distances of a function on the circle to obtain an $O(N^2 \log N)$ algorithm for computing the symmetry distances of an $N \times N$ image.

This method is similar to the method presented in the works of Marola [8] and Sun and Si [10] in its use of autocorrelation as a tool for reflective symmetry detection. The advantage of our formulation is that it describes the relationship between autocorrelation and an explicit notion of symmetry distance, defined by the L_2 inner product of the underlying space of functions, and provides a method for generalizing the definition of symmetry distance to 3D.

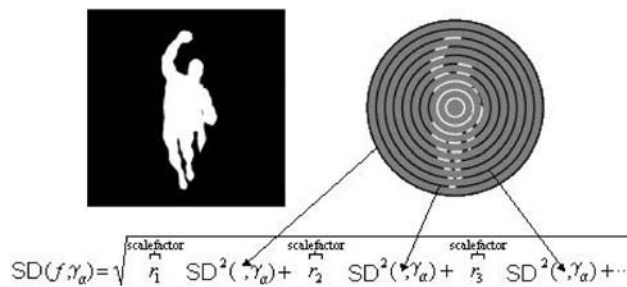


Fig. 5. The symmetry distances of a 2D image can be obtained by decomposing the image into concentric circles and computing all the symmetry distances for each of the circles.

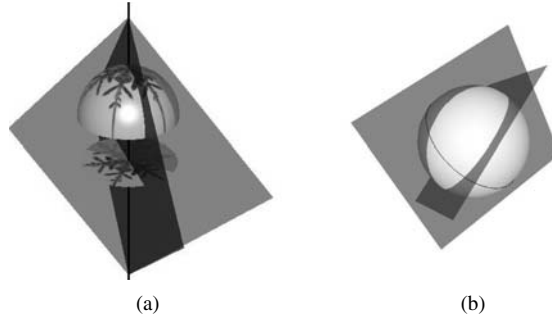


Fig. 6. To compute the symmetry distances of a function defined on the sphere, for all planes passing through the north pole, we observe that these planar reflections correspond to reflections about lines in the projected functions (a). We observe that a great circle must intersect every plane through the origin (b) so letting the north pole vary over a great circle and computing the projection at every step we obtain the symmetry distance for all planes.

5.3. Functions on a Sphere. Next, we look at functions on the surface of a sphere. To compute the reflective symmetry distances of a function on a sphere, for all planes passing through the origin, we fix a north pole and restrict our attention to those planes passing through it. The symmetry distances of the restricted set of reflections can be efficiently computed by breaking up the function into its restrictions to the upper and lower hemisphere and projecting each of these restrictions to a disk. Figure 6(a) shows a visualization of this process for the restriction to the upper hemisphere. Note that reflections through planes containing the north pole map the upper hemisphere to itself and correspond to reflections about lines in the projected function.

In particular, if we parameterize the sphere in terms of spherical coordinates:

$$\Phi(\varphi, \theta) = (\cos \varphi, \sin \varphi \cos \theta, \sin \varphi \sin \theta)$$

with $\varphi \in [0, \pi]$ and $\theta \in [0, 2\pi]$, the restriction to the upper hemisphere corresponds to the restriction $\varphi \in [0, \pi/2]$. Unfolding the restriction of f to the upper hemisphere along lines of constant latitude gives a function \tilde{f}^u defined on a disk of radius $\pi/2$:

$$\tilde{f}^u(\varphi \cos \theta, \varphi \sin \theta) = f(\Phi(\varphi, \theta)) \sqrt{\frac{\sin \varphi}{\varphi}}$$

(where the factor of $\sqrt{\sin(\varphi)/\varphi}$ is the change of variable necessary for the integration below). We obtain \tilde{f}^ℓ , the projection of the lower hemisphere, in a similar fashion. Letting γ_α represent both the reflection of the sphere about the plane through the north pole with constant angle of longitude α and the reflection of the disk about the line with angle α we get

$$SD(f, \gamma_\alpha) = \sqrt{SD^2(\tilde{f}^u, \gamma_\alpha) + SD^2(\tilde{f}^\ell, \gamma_\alpha)}$$

so that with the correct parameterization and scaling of the projections, the symmetry distance for the reflection γ_α can be obtained from the symmetry distances of the projections of f . (Note that rather than doing a true projection onto the plane perpendicular to

the north pole, we actually unfold the hemisphere in terms of its angles of latitude. This allows us to avoid the sampling problems that would otherwise result due to a vanishing Jacobian near the boundary of the disk.)

In order to compute the symmetry distances for all planes through the origin, not just those passing through the north pole, we use the fact that if we fix a great circle on the sphere, any plane through the origin must intersect the great circle in at least two points (Figure 6(b)). This allows us to compute the symmetry distances of all planes by walking (half of) the great circle and at each point projecting onto a disk to compute the symmetry distances for those planes containing the current north pole. Since the symmetry distances of the projection onto a disk can be computed in $O(N^2 \log N)$ and since we perform $O(N)$ such projections, this method gives an $O(N^3 \log N)$ algorithm for computing the symmetry distances of a function on the sphere, sampled at $O(N^2)$ points.

5.4. Functions on a Voxel Grid. Finally, we address the problem of computing symmetry distances on a regular $N \times N \times N$ voxel grid. As in Section 5.2, we can use the fact that reflections fix lengths to transform this problem into a problem of computing the symmetry distances of a collection of functions defined on concentric spheres. In particular, if f is a function defined in the interior of a unit ball, then we decompose f into a collection of functions $\{\tilde{f}_r\}$ where \tilde{f}_r is a function defined on the unit sphere and $\tilde{f}_r(v) = f(rv)$. After changing variables, the measure of symmetry of f with respect to a reflection γ becomes

$$\text{SD}(f, \gamma) = \sqrt{\int_0^1 \text{SD}^2(\tilde{f}_r, \gamma) r^2 dr}$$

and we obtain the value of the symmetry descriptor of f as a combination of the values of the symmetry descriptors of the functions $\{\tilde{f}_r\}$ defined on the sphere, giving an $O(N^4 \log N)$ algorithm for computing the symmetry distances of an $N \times N \times N$ voxel model.

6. Multiresolution Approximation. Our algorithm for computing the symmetry distances takes $O(N^4 \log N)$ time at full resolution. However, using Fourier decomposition of the restriction of the function to rays through the origin, we are able to compute a good multiresolution approximation in $O(N^3 \log N)$ time. This approximation is useful in most applications because symmetry describes global features of a model and is apparent even at low resolutions.

Given a function f defined on the set of points with radius less than or equal to 1 we decompose f into the collection of 1D functions by fixing rays through the origin and consider the restriction of f to these rays. This gives a collection of functions $\{f_v\}$, indexed by unit vectors v , with $\tilde{f}_v(t) = f(tv)t$ and $t \in [0, 1]$ (where the factor of t is the change of variable necessary for integration below). Expanding the functions \tilde{f}_v in terms of their trigonometric series we get

$$\tilde{f}_v(t) = a_0(v) + \sum_{k=1}^{\infty} \left(a_k(v) \frac{\cos(2k\pi t)}{\sqrt{2}} + b_k(v) \frac{\sin(2k\pi t)}{\sqrt{2}} \right).$$

The advantage of this decomposition is that the functions $a_k(v)$ and $b_k(v)$ are functions defined on the sphere, providing a multiresolution description of the initial function f . Applying the appropriate change of variables and letting γ denote a reflection about a plane through the origin we get

$$\text{SD}(f, \gamma) = \sqrt{\text{SD}^2(a_0, \gamma) + \sum_{k=1}^{\infty} (\text{SD}^2(a_k, \gamma) + \text{SD}^2(b_k, \gamma))}.$$

Thus a lower-bound approximation to the symmetry distances can be obtained in $O(N^3 \log N)$ time by only using the first few of the Fourier coefficient functions a_k and b_k .

7. Voxelization of 3D Models. Our algorithm for computing a reflective symmetry descriptor takes a voxel model as its input. In order to be able to use it for a general class of shapes, (and not just density images or models with a well-defined interior and exterior), it is first necessary to be able to transform an arbitrary 3D model into a 3D function sampled on a regular voxel grid.

Since we compute the symmetry distance by comparing the initial model with its reflection, we choose a voxel representation that describes not only where the points on the model are, but also how far an arbitrary point is from the model. Furthermore, the values of the voxel grid should fall off to zero for voxels further from the model, allowing us to treat the voxel grid as a sampling of a compactly supported function and to restrict the domain over which we integrate. To address these issues we define the voxel grid as a sampling of an exponentially decaying Euclidean Distance Transform. In particular, given a model S we define the implicit function F_S by

$$(2) \quad F_S(x) = \exp\left(-\frac{D_S^2(x)}{R_S^2}\right),$$

where $D_S(x)$ is the Euclidean Distance Transform, giving the distance from x to the nearest point on the model S ,

$$D_S(x) = \min_{y \in S} \|x - y\|,$$

and R_S is the average distance from a point on S to the center of mass.

In practice, we compute the implicit function $F_S(x)$ by first rasterizing the triangles, line segments, or points of a 3D model into an $N \times N \times N$ voxel grid and then applying the $O(N^3)$ algorithm of Saito and Toriwaki [42] to compute the exponentially decaying distance transform.

The advantage of using this distance function representation is that it allows us to compute the reflective symmetry descriptor for a wide class of models, including models that are not topologically consistent, models that have cracks, and models that have flipped triangles. Figure 7 shows 15 models (above) with their corresponding reflective symmetry descriptors (underneath). The descriptors were computed without first reconstructing a solid representation or manifold surface. Note also that the descriptors vary from model to model, with different patterns of undulations and sharp peaks, demonstrating that the symmetry descriptor is a rich function, capable of describing large amounts of information about shape.




Fig. 7. Fifteen different models (above) with visualizations of their reflective symmetry descriptors (underneath), demonstrating the variability and richness of the descriptor. The visualization is obtained by scaling unit vectors on the sphere by the value of the reflective symmetry descriptor at the vector. (Though the reflective symmetry descriptor is defined as a pair of functions, in these images we only show the first function—giving length of the projection onto the reflectively symmetric subspace. The visualization of the second function would look like an inversion of the one shown, peaking where the first has valleys, and having valleys where the first peaks.)

8. Properties of the Reflective Symmetry Descriptor. In addition to being a function that is both parameterized over a canonical domain and describes a model in terms of its symmetries, the reflective symmetry descriptor has several provable properties that are valuable for shape analysis:

8.1. *Stability.* The reflective symmetry descriptor is stable in the presence of high-frequency noise. To see this, we rewrite the symmetry distance of a function f , defined on a circle, in terms of its Fourier coefficients:

$$SD(f, \gamma_\alpha) = \sqrt{\frac{1}{2} \sum_k (\|a_k\|^2 + a_k^2 e^{i2k\alpha})}.$$

This equation demonstrates that the contribution of different frequencies to the symmetry distance depends only on their Fourier coefficients. In contrast, shape descriptors that involve the computation of model derivatives, either as normals or gradients [37], [10], have the property of amplifying the contribution of high-frequency components, making them unstable in the presence of high-frequency noise.

8.2. Globality. The difference in the reflective symmetry descriptors of two different functions f and g , with $\|f\| = \|g\| = 1$, at *any* point provides a bound for the L_2 -difference of the two functions. The explicit proof of this bound derives from the fact that the values of the reflective symmetry descriptor of a unit-norm function are equal to the lengths of its projections onto two orthogonal subspaces. Since we know that for any projection π and any vectors v and w we have $\|v\|^2 = \|\pi(v)\|^2 + \|\pi^\perp(v)\|^2$ and $\|v - w\| \geq \left| \|v\| - \|w\| \right|$ it follows that

$$\begin{aligned} \|f - g\|^2 &= \|\pi_s(f) - \pi_s(g)\|^2 + \|\pi_s^\perp(f) - \pi_s^\perp(g)\|^2 \\ &\geq (\|\pi_s(f)\| - \|\pi_s(g)\|)^2 + (\|\pi_s^\perp(f)\| - \|\pi_s^\perp(g)\|)^2 \\ &= \|\text{RSD}(f, s) - \text{RSD}(g, s)\|^2 \end{aligned}$$

so that the difference in the values of two symmetry descriptors at a single point provides a lower bound for the L_2 -difference of the corresponding models. Consequently, the L_∞ -difference of the descriptors provides a meaningful and discriminating measure for model similarity. (The L_2 -difference, by contrast, averages the different errors, and provides a lower bound that is less tight.)

8.3. Even Splitting. The reflective symmetry descriptor can be described as a specific instance of a more general phenomenon: Given some space Q (in our case the unit sphere) and given a mapping that associates to each point $q \in Q$ some subspace of functions (in our case q maps to the space of functions invariant under reflection about the plane, passing through the origin, perpendicular to q) then one can define a function descriptor by setting

$$\text{Descriptor}(f, q) = \left(\frac{\|\pi_q(f)\|}{\|f\|}, \frac{\|\pi_q^\perp(f)\|}{\|f\|} \right),$$

where π_q is the projection onto the space of functions indexed by q , and π_q^\perp is the orthogonal projection.

In order for this descriptor to be valuable, it is desirable that the subspace indexed by q and the orthogonal complement to this space have roughly the same dimension. (If, for example, the space indexed by q is the entire space of functions, then the descriptor is equal to (1, 0) for all q , and is not informative.)

The reflective symmetry descriptor has the property that if we restrict ourselves to looking at band-limited functions, then the dimensions of the two spaces are roughly equal. For example, if we look at the space of band-limited functions on the sphere ($Q = S^2$), with band width m , then these functions are spanned by the basis of spherical harmonics:

$$\{e^{i\ell\varphi} P_k^\ell(\cos\theta)\},$$

where $0 \leq k \leq m$, $-k \leq l \leq k$, and P_k^l is the associated Legendre polynomial. If, without loss of generality, we let q be the reflection about the plane perpendicular to the z -axis, then the space of functions invariant under the action of q , and its orthogonal complement are spanned by

$$\{\cos(l\varphi)P_k^l(\cos\theta)\} \quad \text{and} \quad \{\sin(l\varphi)P_k^l(\cos\theta)\}$$

with dimensions $(m+2)(m+1)/2$ and $m(m+1)/2$, respectively.

8.4. *Scale Invariance.* The reflective symmetry descriptor is invariant to three different types of scaling:

1. **Function Scale Invariance.** Given a 3D function f , if the function g is defined as

$$g(x) = \lambda f(x),$$

then the reflective symmetry descriptors of f and g are equal. To show this we use the fact that projections are linear and that $\|\lambda f\| = |\lambda|\|f\|$ to get

$$\text{RSD}(g, s) = \left(\frac{|\lambda|\|\pi_s(f)\|}{|\lambda|\|f\|}, \frac{|\lambda|\|\pi_s^\perp(f)\|}{|\lambda|\|f\|} \right) = \text{RSD}(f, s).$$

This shows that the reflective symmetry descriptor remains unchanged when we scale the input voxel values by a constant factor.

2. **Domain Scale Invariance.** Given a 3D function f , if the function g is defined as

$$g(x) = f(\lambda x),$$

then the reflective symmetry descriptors of f and g are equal. To show this we note that if γ is a reflection about any plane through the origin and $\tilde{f} = \pi_\gamma(f)$ is the projection of f onto the space of functions invariant under reflection by γ , then \tilde{f} is the nearest γ -invariant function to f . Since it is also true that $\tilde{f}(\lambda x)$ is γ -invariant, it follows that

$$\|\pi_\gamma^\perp(g)\| \leq \|g(x) - \tilde{f}(\lambda x)\| = \|f(\lambda x) - \tilde{f}(\lambda x)\| = \frac{\|\pi_\gamma^\perp(f)\|}{|\lambda|^3}.$$

Similarly, we can reverse the argument to get

$$\|\pi_\gamma^\perp(g)\| \geq \frac{\|\pi_\gamma^\perp(f)\|}{|\lambda|^3}.$$

Thus, we get

$$\text{RSD}(g, s) = \left(\frac{|\lambda|^3\|\pi_s(f)\|}{|\lambda|^3\|f\|}, \frac{|\lambda|^3\|\pi_s^\perp(f)\|}{|\lambda|^3\|f\|} \right) = \text{RSD}(f, s).$$

This shows that the reflective symmetry descriptor is independent of the resolution of the input voxel grid.

3. **Model Scale Invariance.** Given a 3D shape S , if the shape T is obtained by scaling S by λ , $T = \lambda S$, then the reflective symmetry descriptors of S and T are equal. To show this we first recall that the implicit function used for computing the reflective symmetry descriptor of S is defined as

$$F_S(x) = \exp\left(\frac{-D_S^2(x)}{R_S^2}\right),$$

where $D_S(x)$ is the Euclidean distance transform of S , and R_S is the average distance from points on S to the center of mass. Using the fact that $R_T = \lambda R_S$, and using the fact that

$$D_T(x) = \lambda D_S\left(\frac{x}{\lambda}\right)$$

we get

$$F_T(x) = \exp\left(-\frac{D_T^2(x)}{R_T^2}\right) = \exp\left(-\frac{\lambda^2 D_S^2(x/\lambda)}{\lambda^2 R_S^2}\right) = F_S\left(\frac{x}{\lambda}\right).$$

Thus, from the domain scale invariance property, it follows that the reflective symmetry descriptors of S and T are equal—i.e., the reflective symmetry descriptor is independent of the scale of the input 3D model.

9. Experimental Results. While the properties described in Section 8 indicate that the reflective symmetry descriptor may be well suited for shape analysis tasks in theory, it is necessary to demonstrate that these properties translate into desirable properties in practice. This section presents experiments used to investigate the following questions:

- How stable is the descriptor if noise is added to the model?
- How robust is the descriptor with respect to point sampling?
- How quickly does the multiresolution approximation converge to the descriptor?
- How well does the descriptor classify models?
- How orthogonal is the reflective symmetry descriptor to other descriptors?

For the purposes of these experiments, the reflective symmetry descriptor of a polygonal model was computed by rasterizing the model into a $64 \times 64 \times 64$ voxel grid. The models were translated so that the center of mass was at the center of the voxel grid, and they were rescaled so that the average distance of a point on the model from the center was one-quarter the resolution of the grid (we found that twice the average distance to the center of mass was a more stable measure of the extent of a model than its bounding radius). The reflective symmetry descriptors were computed on an 800 MHz Athlon processor with 512 MB of RAM. The polygonal models took between 0.2 and 3.5 seconds to rasterize for polygon counts ranging from 20 to 120,000; the exponentiated distance transform took 1.2 seconds; and the descriptor of the voxel grid took 5 seconds to compute.

9.1. *Noise.* In order to test whether the reflective symmetry descriptor is stable in the presence of noise, we took the 12 different polygonal models shown in Figure 8 and perturbed their vertices by different frequency functions at different amplitudes. Figure 9



Fig. 8. Twelve polygonal models used for stability testing. (Triangles are colored by normal direction.)

shows images of a mug perturbed at different frequencies with its corresponding Extended Gaussian Image (EGI) [37], Orientation Histogram [10], and reflective symmetry descriptor. The EGI was computed by binning surface normals in proportion to area:

$$\text{EGI}(S, p) = \int_S \delta_p(N(s)) ds,$$

while the Orientation Histogram was obtained by computing the voxel representation of the polygonal model (as described by (2) in Section 7) and binning the gradients in proportion to their lengths:

$$\text{OH}(f, p) = \int \|\nabla f_x\| \delta_p(\nabla f_x) dx,$$

where δ_p is an approximation to the delta function at p , $N(s)$ is the function giving the surface normal at the point s , and ∇f_x is the gradient of f at the point x . (Both the EGI and Orientation Histogram were smoothed by convolving with a low band width spherical Gaussian in order to eliminate noise.) We chose these representations because though they capture local information, they are similar to the reflective symmetry descriptor in that the value at every point on the sphere represents an integration over the entire model.

To evaluate the stability of each shape representation, we normalized the descriptors so that they had an L_2 -norm equal to 1, and computed the L_2 -difference between the descriptors of the initial and noisy models. In order to compare the different results with each other, we also computed the standard deviation in the descriptors of 1890 models. We then defined the measure of stability as the L_2 -difference between the initial and noisy models, divided by the twice standard deviation in the descriptors. Figure 10 shows a plot of the error as a function of amplitude (given as a fraction of the bounding radius) for three different frequencies. Throughout the different perturbations the reflective symmetry descriptor is more stable than either the Orientation Histogram or the EGI. Also, since differentiation has the property of amplifying high-frequency information, the EGI (which depends on the computation of surface normals) becomes less stable at higher frequencies. Similarly, if we were to add noise to the voxel grid itself, we would find that the Orientation Histogram becomes less stable at higher frequencies. Meanwhile, the reflective symmetry descriptor would remain stable.

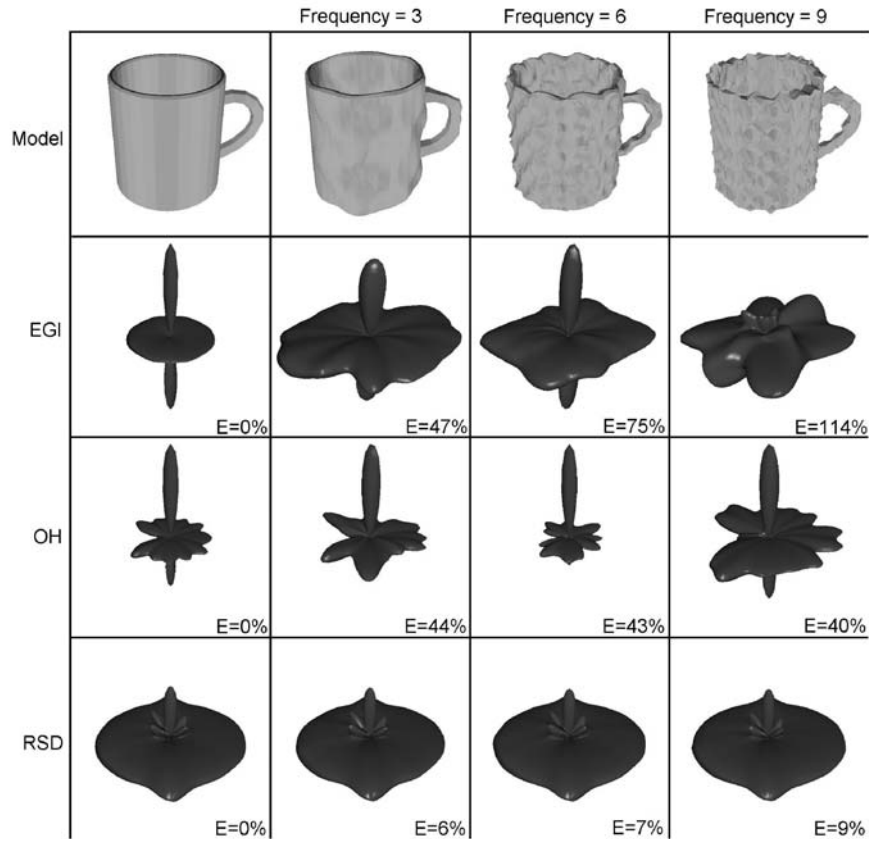


Fig. 9. A mug with noise added to it at frequencies 3, 6, and 9 and amplitude equal to $\frac{1}{10}$ th of the bounding radius (first row), the EGI of the models (second row), the Orientation Histogram of the models (third row), and the reflective symmetry descriptor of the models (bottom row).

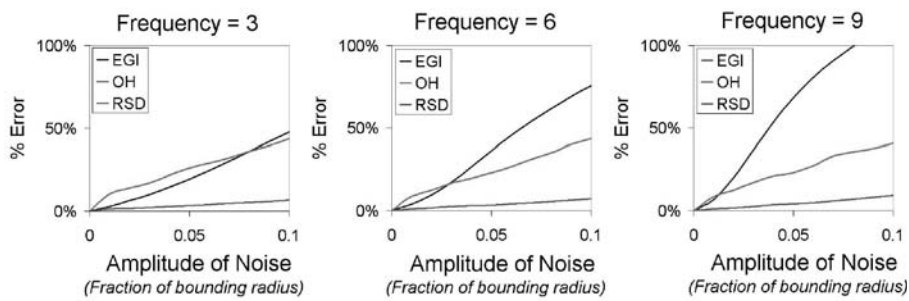


Fig. 10. Plots showing the stability of the EGI, Orientation Histogram, and reflective symmetry descriptor at different frequencies, as a function of the amplitude of the noise. Stability was measured by computing the difference between the descriptors of the initial and noisy models, and dividing by twice the standard deviation in the descriptors.

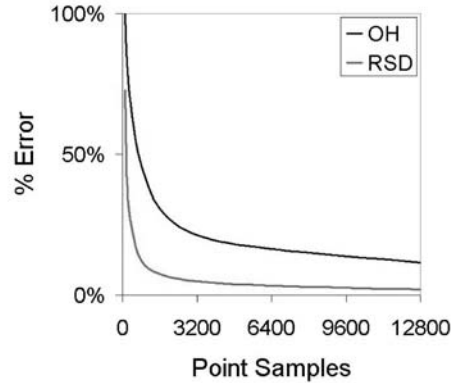


Fig. 11. A plot showing the stability of the Orientation Histogram and reflective symmetry descriptor at different point samplings. Stability was measured by computing the difference between the descriptors of the initial and point-sampled models, and dividing by twice the standard deviation descriptors.

9.2. Point Sampling. We further tested the robustness of the reflective symmetry descriptor by evaluating how efficiently the reflective symmetry descriptor of a discrete point sampling converges to the reflective symmetry descriptor of the surface. To test this for a given model S , we generated point sets S^N consisting of N randomly placed samples on the surface of S (as described in [27]). We then computed the L_2 -difference between the descriptors of S and the descriptors of S^N , and divided by twice the standard deviation in the descriptors. Figure 11 shows the results of our experiments for the reflective symmetry descriptor and Orientation Histograms, averaged over the 12 different models shown in Figure 8, where the value of N ranged from 100 to 12,800, while Figure 12 shows a visualization of these results for one model (a table). Note that even when using a small number of samples, the reflective symmetry descriptor of the point set accurately approximates the reflective symmetry descriptor of the model. We find that the Orientation Histogram, by contrast, is less stable and converges to the Orientation Histogram of the initial model more slowly. The robustness of the reflective symmetry descriptor to point sampling indicates that it can be used even when the initial input to the model is a sampling of points from a surface of the model (for example when the data is obtained by scanning) and does not require that the point set first be triangulated.

9.3. Multiresolution Approximation. In Section 6 we showed that an efficient approximation to the reflective symmetry descriptor can be obtained by computing the reflective symmetry descriptor using only the first few Fourier coefficients. In this section we evaluate how quickly the multiresolution approximation converges to the true reflective symmetry descriptor in practice. Table 1 gives the error of the reflective symmetry descriptor for different frequency approximations, averaged over the 12 models shown in Figure 8. As in the previous sections, error is defined by computing the L_2 -difference between the full descriptor and the approximation, and then dividing by twice the standard deviation in the reflective symmetry descriptors. Figure 13 shows a visualization of this result—a biplane and the reflective symmetry descriptors obtained by using the




Fig. 12. A polygonal model of a table (right) point sampled with 400, 1600, and 6400 points, and the corresponding Orientation Histograms (middle row) and reflective symmetry descriptors (bottom row).

Table 1. Results showing the stability of the reflective symmetry descriptor at different approximations.*

	Fourier Approximation					Full descriptor
	2	4	6	8	10	
Error (%)	57	14	3	1	< 1	0
Time (seconds)	2.66	2.87	3.12	3.40	3.63	5.96

*Stability was measured by computing the L_2 -difference between the full reflective symmetry descriptor and the approximating descriptor, and dividing by twice the standard deviation in the descriptors. Timing results include the time for rasterization and computation of the exponentially decaying Euclidean Distance Transform.

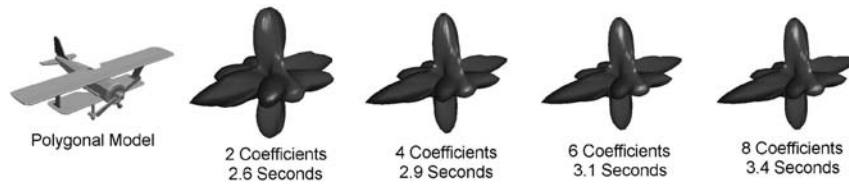


Fig. 13. An airplane and approximations to its reflective symmetry descriptor obtained using two, four, six, and eight Fourier functions, with the corresponding time for computation.

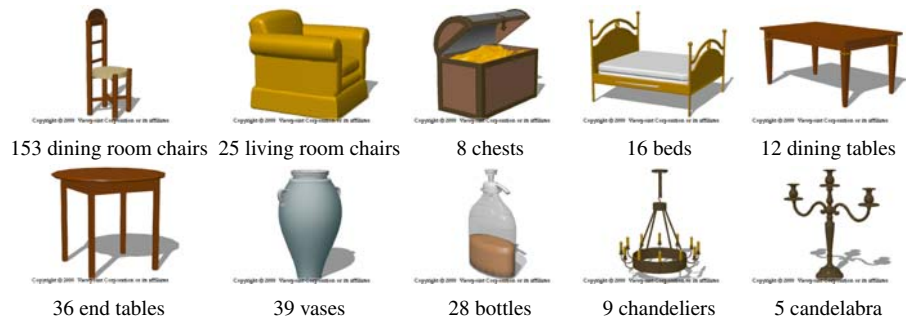


Fig. 14. Samples from ten representative classes from the Viewpoint “household” and “miscellaneous” database (images courtesy of Viewpoint [43]).

first two, four, six, and eight Fourier coefficient functions. Note that while the descriptor obtained using four Fourier coefficient functions has more pronounced peaks than the descriptor obtained using two coefficient functions, it is barely distinguishable from the descriptor obtained using six coefficient functions.

9.4. Retrieval. In this experiment we aim to test whether our reflective symmetry descriptor is useful for retrieval and classification tasks. We ran a series of experiments in which each model in a database was matched with all others and analyzed how well the computed ranks correlate with a human’s classification of the models.

For this experiment, we used a test database with 1890 models of “household” and “miscellaneous” objects provided by Viewpoint [43]. The models contain between 120 and 120,392 triangles, with an average of 3504 triangles per object. Models were clustered into 85 classes based on functional similarities, largely following the grouping provided by Viewpoint. The smallest class had 5 models, the largest had 153 models, and 610 models did not fit into any meaningful class. Examples of ten different classes are shown in Figure 14.

We chose this database for our tests because it provides a representative repository of 3D polygonal models, and it is difficult for shape-based retrieval. In particular, several distinct classes contain models with very similar shapes. For example, there are five separate classes of chairs (153 dining room chairs, 10 desk chairs, 5 director chairs, 25 living room chairs, and 6 lounge chairs). Meanwhile, there are classes spanning a wide variety of shapes (e.g., plates of food, bottles, etc.). Thus, the database stresses the discrimination power of our reflective symmetry descriptor while testing it under a variety of conditions. Furthermore, since the models were consistently aligned by Viewpoint in a common coordinate frame, we were able to test the discriminatory power of different shape descriptors independent of an automatic alignment method (e.g., principal axes).

In this experiment we compared the retrieval results of seven alignment-dependent shape-matching methods:

- **RSD_∞**: $L_∞$ -difference of the reflective symmetry descriptors.
- **RSD₂**: L_2 -difference of the reflective symmetry descriptors.
- **EGI**: L_2 -difference of the Extended Gaussian Images, as computed in [37].

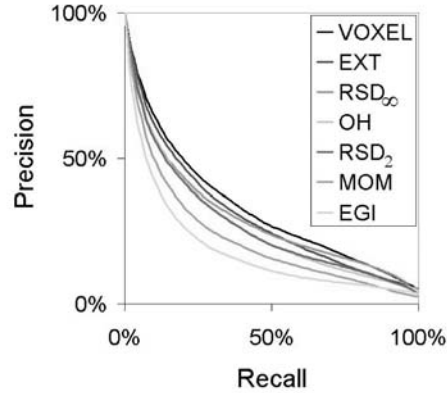


Fig. 15. Plots of precision versus recall obtained using the the voxel representations (**VOXEL**), Spherical Extent Function (**EXT**), reflective symmetry descriptor with L_∞ -norm (**RSD $_\infty$**), reflective symmetry descriptor with L_2 -norm (**RSD $_2$**), Orientation Histograms (**OH**), Moments (**MOM**), and Extended Gaussian Images (**EGI**).

- **OH**: L_2 -difference of the Orientation Histograms, as computed in [10].
- **EXT**: L_2 -difference of the Spherical Extent Functions, as computed in [38].
- **MOM**: L_2 -difference of the moments up to order 7, as computed in [44].
- **VOXEL**: L_2 -difference of the voxel model, as described by (2) in Section 7.

Figure 15 shows the retrieval results of these different methods. Each curve plots precision versus recall, averaged over all the classified models in the database. The plot axes can be interpreted as follows. For each target model in class C and any number K of top matches, “Recall” represents the ratio of models in class C returned within the top K matches to the number of models in class C , while “Precision” indicates the ratio of the top K matches that are members of class C . A perfect retrieval result would produce a horizontal line along the top of the plot, indicating that all the models within the target object’s class are returned as the top hits. Otherwise, plots that appear shifted up and to the right generally indicate superior retrieval results.

Note that since the reflective symmetry descriptor is a function whose value at each point characterizes global shape properties, using the L_∞ -difference (which gives the maximum error between descriptors) provides better retrieval results than using the L_2 -difference (which gives an L_2 -average of the different errors). By contrast, the other spherical descriptors (**EXT**, **EGI**, and **OH**) characterize local shape information and perform less well when the L_∞ -difference is used. In particular, we found that with the L_∞ -difference, Spherical Extent Functions gave precision results that were on average 45% worse, Orientation Histograms gave precision results that were on average 25% worse, and Extended Gaussian Images gave precision results that were on average 15% worse.

While the reflective symmetry descriptor does not provide the best precision recall results, it is competitive with a number of commonly used shape descriptors. However, more importantly, the reflective symmetry descriptor measures *global symmetries* rather than *local features*, and thus it describes shape in a manner orthogonal to the other descriptors. To test whether we can leverage this distinction empirically, we took all

Table 2. Comparison of the pairwise combinations of different matching methods.

	EXT	OH	VOXEL	RSD _∞
EXT	0*	35	-2	22
OH	20	0	-4	26
VOXEL	10	23	0	15
RSD _∞	26	48	5	0

*The entry in a given column and row describes the percentage improvement using the combination of descriptors indexed by the column and row, over just using the descriptor indexed by the column.

pairwise combinations of the four best classification methods, and tested whether the product of their similarity measures gave better retrieval results than either method alone. Improvement was computed by averaging the percentage of precision improvement over all recall values. Table 2 gives the results of the experiment, with each entry giving the percentage improvement obtained using the combination of descriptors indexed by the column and row, over just using the descriptor indexed by the column. For example, the entry in the first column and second row indicates that the combination of Spherical Extent Functions and Orientation Histograms gives precision results that are on average 20% better than using the Spherical Extent Function alone, while the entry in the third column and second row indicates that combining Orientation Histograms with the voxel-based method gives results that are 2% worse than using the voxel-based method alone.

We have found that for each descriptor, combining it with the reflective symmetry descriptor provides a better classification method. Figure 16 shows some of the precision/recall plots of the different pairwise combinations and compares them with the plot of the voxel-based method, which gives the best results alone. (We do not show

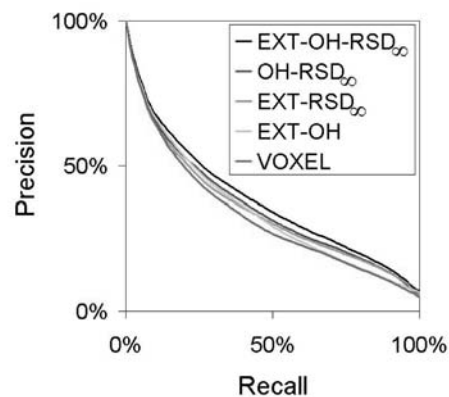


Fig. 16. Plots of precision versus recall obtained using combinations of different methods. The plots include Spherical Extent Functions, with Orientation Histogram and reflective symmetry descriptors (**EXT-OH-RSD_∞**), Orientation Histograms with reflective symmetry descriptors (**OH-RSD_∞**), Spherical Extent Functions with reflective symmetry descriptors (**EXT-RSD_∞**), Spherical Extent Functions with Orientation Histograms (**EXT-OH**), and a plot of the descriptor that gave the best results in the previous classification experiment (**VOXEL**).

the combinations with the voxel-based method, because, as Table 2 indicates, no method combines well with it.) It is particularly interesting to note that though the reflective symmetry descriptor and the Orientation Histogram both represent an abstraction of information from a single voxel grid, and do not carry enough information to reconstruct the model, the combination of these two descriptors performs better in classification experiments than the direct comparison of the voxel grids.

10. Conclusion and Future Work. In this paper we have introduced the *reflective symmetry descriptor*, a function associating measures of reflective invariance of a 3D model with respect to every plane through the center of mass. It has several desirable properties, including parameterization over a canonical domain, stability, globality, and invariance to scale, that make it useful for shape analysis tasks. We have shown how to compute it efficiently and conducted experiments that show it is a stable descriptor that performs well in classification experiments, especially in conjunction with other common descriptors.

This work suggests a number of questions to be addressed in future research: (1) Can the symmetry descriptor be used for other shape analysis tasks, such as registration and indexing? (2) Can other theoretical properties of the descriptor be proven, such as showing when 3D models can have the same descriptor? (3) Is the globality property of the reflective symmetry descriptor sufficiently powerful to allow it to be used with randomized shape analysis algorithms (e.g., efficient algorithms that make decisions about alignment and classification by only sparsely sampling the descriptor)? Answers to these questions will further our understanding of how symmetry defines shape.

References

- [1] Mitsumoto, H., Tamura, S., Okazaki, K., Kajimi, N., Fukui, Y.: 3D reconstruction using mirror images based on a plane symmetry recovery method. *IEEE Trans. Pattern Anal. Mach. Intell.* **14** (1992), 941–945.
- [2] Zabrodsky, H., Peleg, S., Avnir, D.: Symmetry as a continuous feature. *IEEE Trans. Pattern Anal. Mach. Intell.* **17** (1995), 1154–1156.
- [3] Liu, Y., Rothfus, W., Kanade, T.: Content-based 3d neuroradiologic image retrieval: preliminary results. In: *Proc. IEEE International Workshop on Content-Based Access of Image and Video Database* (1998), pp. 91–100.
- [4] Leou, J., Tsai, W.: Automatic rotational symmetry determination for shape analysis. *Pattern Recognition* **20** (1987), 571–582.
- [5] Wolfson, H., Reisfeld, D., Yeshurun, Y.: Robust facial feature detection using symmetry. In: *Proc. International Conference on Pattern Recognition* (1992), pp. 117–120.
- [6] Atallah, M.J.: On symmetry detection. *IEEE Trans. Comput.* **c-34** (1985), 663–666.
- [7] Wolter, J.D., Woo, T.C., Volz, R.A.: Optimal algorithms for symmetry detection in two and three dimensions. *Visual Comput.* **1** (1985), 37–48.
- [8] Marola, G.: On the detection of the axes of symmetry of symmetric and almost symmetric planar images. *IEEE Trans. Pattern Anal. Mach. Intell.* **11** (1989), 104–108.
- [9] Shen, D., Ip, H., Cheung, K., Teoh, E.: Symmetry detection by generalized complex (gc) moments: a close-form solution. *IEEE Trans. Pattern Anal. Mach. Intell.* **21** (1999), 466–476.
- [10] Sun, C., Si, D.: Fast reflectional symmetry detection using orientation histograms. *Real-Time Imaging* **5** (1999), 63–74.
- [11] O’Mara, D., Owens, R.: Measuring bilateral symmetry in digital images. *TENCON—Digital Signal Processing Applications*. IEEE, Piscataway (1996), pp. 151–156.

- [12] Sun, C., Sherrah, J.: 3-D symmetry detection using the extended Gaussian image. *IEEE Trans. Pattern Anal. Mach. Intell.* **19**(2) (1997), 164–165.
- [13] Kovese, P.: Symmetry and asymmetry from local phase. In: *Proc. Tenth Australian Joint Conference on Artificial Intelligence* (1997), pp. 2–4.
- [14] Zabrodsky, H., Peleg, S., Avnir, D.: Continuous symmetry for shapes. In: *Proc. 2nd International Workshop on Visual Form* (1994), pp. 594–613.
- [15] Kazhdan, M., Chazelle, B., Dobkin, D., Finkelstein, A., Funkhouser, T.: A reflective symmetry descriptor. In: *Proc. European Conference on Computer Vision (ECCV)* (2002), pp. 642–656.
- [16] Knuth, D., Morris, J.H., Pratt, V.: Fast pattern matching in strings. In *Proc. SIAM J. Comput.* **6** (1977), 323–350.
- [17] Alt, H., Guibas, L.J.: Discrete geometric shapes: matching, interpolation, and approximation: a survey. Technical Report B 96-11, EVL-1996-142, Institute of Computer Science, Freie Universität Berlin (1996).
- [18] Besl, P.J., Jain, R.C.: Three-dimensional object recognition. *Comput. Surveys* **17** (1985), 75–145.
- [19] Loncaric, S.: A survey of shape analysis techniques. *Pattern Recognition* **31** (1998), 983–1001.
- [20] Pope, A.R.: Model-based object recognition: a survey of recent research. Technical Report TR-94-04, University of British Columbia (1994).
- [21] Veltkamp, R.C.: Shape matching: similarity measures and algorithms. In: *Shape Modelling International* (2001), pp. 188–197.
- [22] Aherne, F., Thacker, N., Rockett, P.: Optimal pairwise geometric histograms. In: *Proc. BMVC*, Essex, (1997), pp. 480–490.
- [23] Ankerst, M., Kastenmüller, G., Kriegel, H.P., Seidl, T.: 3D shape histograms for similarity search and classification in spatial databases. In: *Proc. SSD '99*. LNCS 1651. Springer-Verlag, Berlin (1999), pp. 207–226.
- [24] Ashbrook, A.P., Thacker, N.A., Rockett, P.I., Brown, C.I.: Robust recognition of scaled shapes using pairwise geometric histograms. In: *Proc. BMVC*, Birmingham, (1995), pp. 503–512.
- [25] Besl, P.: Triangles as a primary representation. *Object Recognition in Computer Vision*. LNCS 994. Springer-Verlag, Berlin, (1995), pp. 191–206.
- [26] Evans, A., Thacker, N., Mayhew, J.: Pairwise representation of shape. In: *Proc. 11th ICPR The Hague*, (1992), Vol. 1, pp. 133–136.
- [27] Osada, R., Funkhouser, T., Chazelle, B., Dobkin, D.: Matching 3d models with shape distributions. *Shape Matching International*. IEEE Computer Society Press, Los Alamitos, CA (2001), pp. 154–166.
- [28] Binford, T.: Visual perception by computer. In: *Proc. IEEE Conference on Systems Science and Cybernetics* (1971).
- [29] DeCarlo, D., Metaxas, D., Stone, M.: An anthropometric face model using variational techniques. *SIGGRAPH Conference Proceedings* (1998), pp. 67–74.
- [30] Solina, F., Bajcsy, R.: Recovery of parametric models from range images: the case for superquadrics with global deformations. *IEEE Trans. Pattern Anal. Mach. Intell.* **12** (1990), 131–147.
- [31] Wu, K., Levine, M.: Recovering parametric geons from multiview range data. In: *Proc. CVPR* (1994), pp. 159–166.
- [32] Blum, H.: A transformation for extracting new descriptors of shape. In Wathen-Dunn, W., ed.: *Proc. Models for the Perception of Speech and Visual Form*, Cambridge, MA. MIT Press, Cambridge, MA, (1967), pp. 362–380.
- [33] Hilaga, M., Shinagawa, Y., Kohmura, T., Kunii, T.L.: Topology matching for fully automatic similarity estimation of 3D shapes. In: *Computer Graphics (SIGGRAPH 2001)* (2001), pp. 203–212.
- [34] Siddiqi, K., Shokoufandeh, A., Dickinson, S., Zucker, S.: Shock graphs and shape matching. *Internat. J. Comput. Vision* **35** (1999), 13–32.
- [35] Johnson, A.E., Hebert, M.: Using spin-images for efficient multiple model recognition in cluttered 3-D scenes. *IEEE Trans. Pattern Anal. Mach. Intell.* **21** (1999), 433–449.
- [36] Mori, G., Belongie, S., Malik, H.: Shape contexts enable efficient retrieval of similar shapes. *Comput. Vision Pattern Recognition* **1** (2001), 723–730.
- [37] Horn, B.: Extended gaussian images. *Proc. IEEE* **72** (1984), 1656–1678.
- [38] Vranic, D., Saupe, D.: 3d model retrieval with spherical harmonics and moments. In: *Proc. DAGM* (2001), pp. 392–397.

- [39] Delingette, H., Hebert, M., Ikeuchi, K.: Shape representation and image segmentation using deformable surfaces. *Image Vision Comput.* **10** (1992), 132–144.
- [40] Delingette, H., Hebert, M., Ikeuchi, K.: A spherical representation for the recognition of curved objects. In: *Proc. ICCV* (1993), pp. 103–112.
- [41] Serre, J.: *Linear Representations of Finite Groups*. Springer-Verlag, New York (1977).
- [42] Saito, T., Toriwaki, J.: New algorithms for euclidean distance transformation of an n-dimensional digitized picture with applications. *Pattern Recognition* **27** (1994), 1551–1565.
- [43] Labs, V.D.: <http://www.viewpoint.com> (2001).
- [44] Elad, M., Tal, A., Ar, S.: Directed search in a 3d objects database using svm. Report HPL-2000-20R1, HP Labs (2000).